

**PS-308 8" Passive/Non-powered**

**PS-310 10" Passive/Non-powered**

**PS-312 12" Passive/Non-powered**

**PS-308A 8" Active/Powered**


**PS-310A 10" Active/Powered**

**PS-312A 12" Active/Powered**

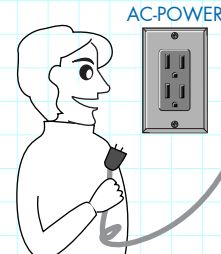
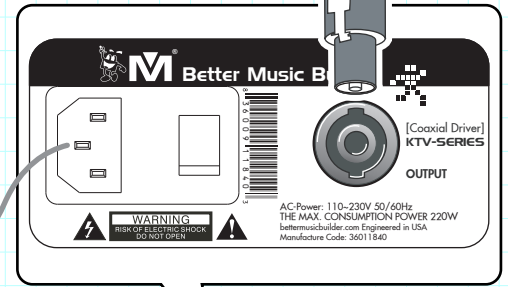
A 10-foot speakon cable is provided for the active/powered speaker (including PS-308A, PS-310A and PS-312A) inside the package. But it is not provided with passive/non-powered speakers (including PS-308, PS-310 and PS-312). You may need buy a longer speakon cable for extension at your option.

**[NOTE]** The equipment shown in the following diagram such as floor stand, TV, I Phone, wired microphone and PC is not included.

This passive/non-powered connection panel are all the same in these models: PS-308, PS-310, and PS-312



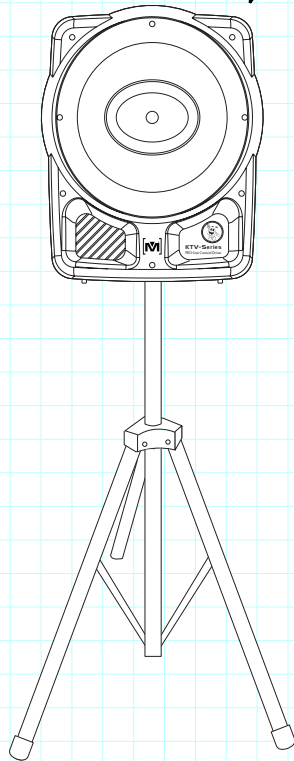
This active/powered connection panel are all the same in these models: PS-308A, PS-310A, and PS-312A



The Active speaker needs to be powered off from the AC-power source. Make sure the proper supply voltage is applied 120V~240V AC

NON-POWERED

ACTIVE/POWERED



iPhone / iPod

This cable is from Apple part # MB129LL



VIDEO

INPUT to AUX

AUDIO



CHARGER



WIRED MIC. 1



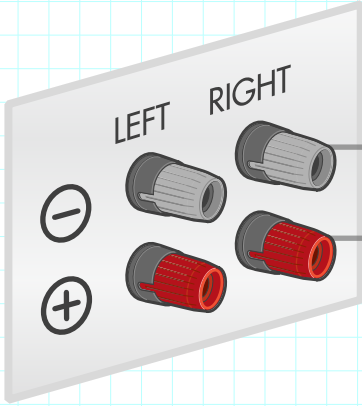
WIRED MIC. 2

APPROVALS	DATE
DRAWN: LL	03/01/10
CHECK: VZ	03/02/10
DES ENG: SL	03/02/10

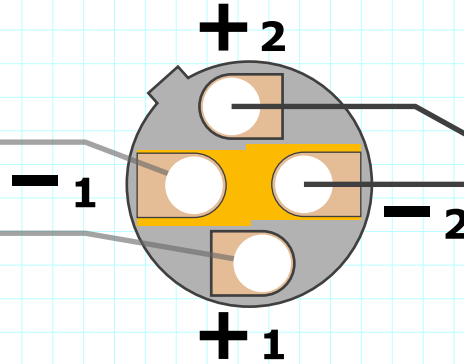
MODEL NO.
<b>PORTABLE-SERIES</b>

SCALE 1:10	
REW.NO	DATE
	2010-04-14

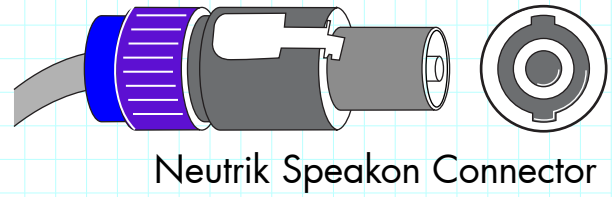
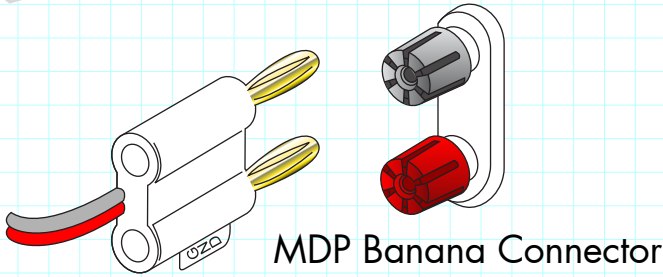
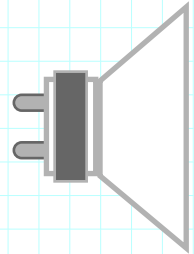
Amplifier Output



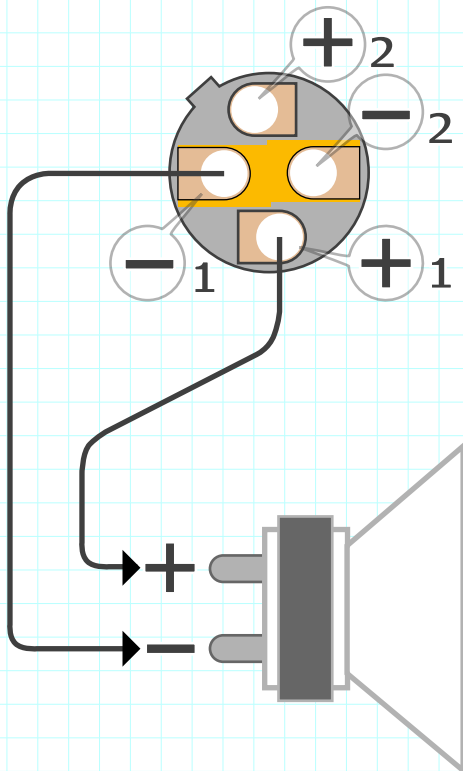
Speakon Connector



Speaker

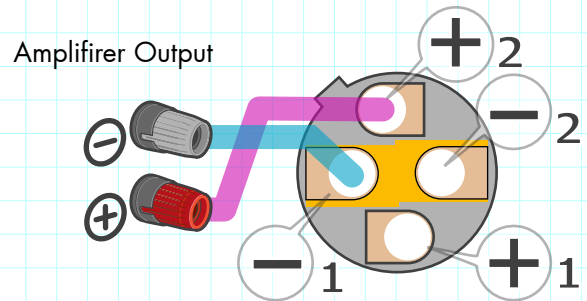


Right Connection

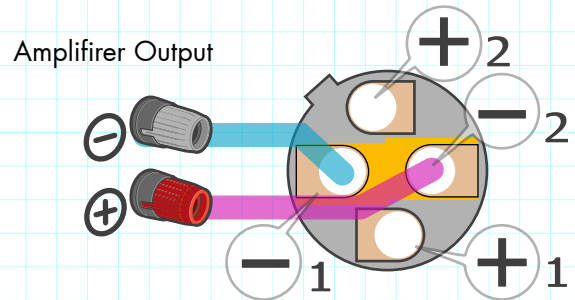


The positive and negative connect correctly to the speaker.

Wrong Connection



The positive and negative are not connected on the same set.



The positive misconnected to the negative which will not work.