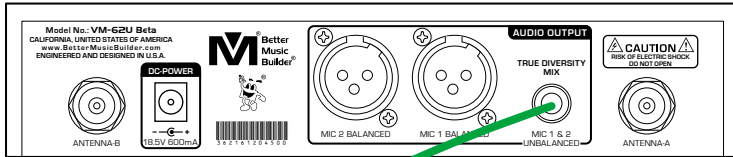



## HOW TO CONNECT RECEIVER

### DIAGRAM 1



RECEIVER REAR VIEW

Unbalanced Mixed Connection



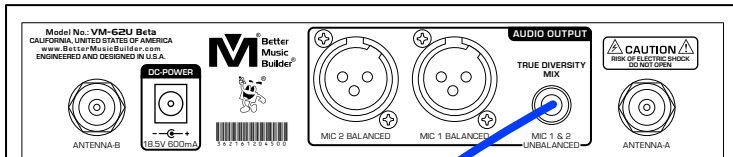
DVD KARAOKE PLAYER



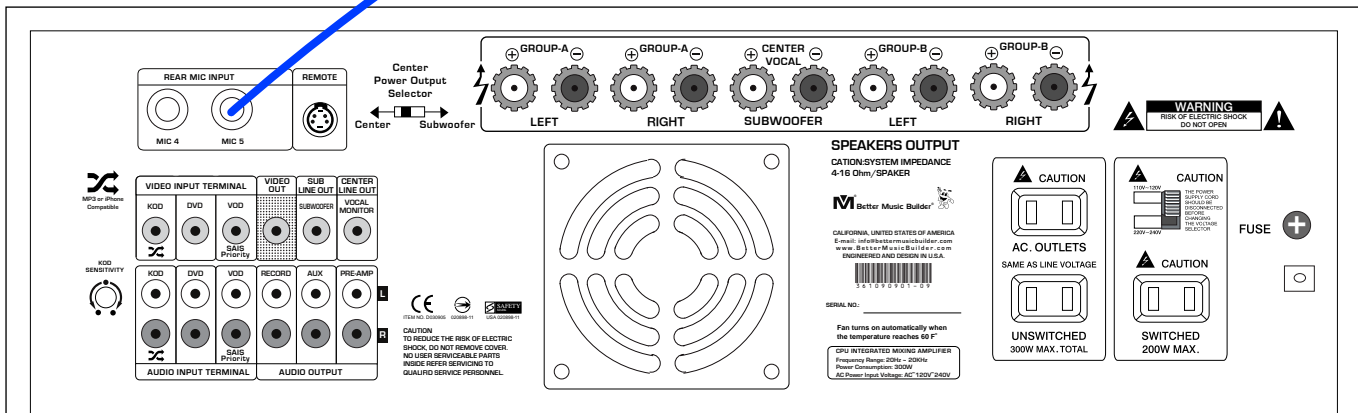
Standard Connection:  
Unbalanced 1/4  
connection

Better Music Builder  
recommend you to use  
the best connection for  
your system.

### DIAGRAM 2

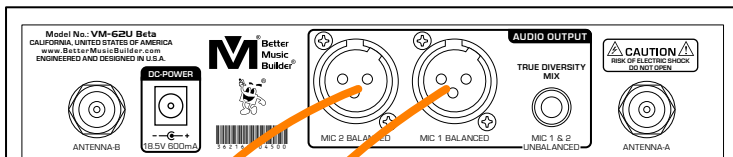


Unbalanced Mixed Connection

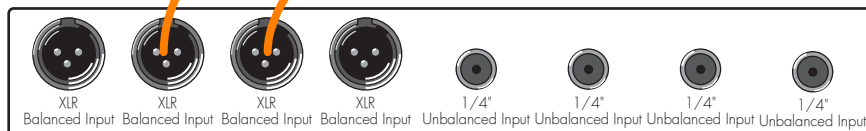


AMPLIFIER

### DIAGRAM 3 SEPARATE MIC OUTPUT



Balanced Connection



AUDIO MIXER AMPLIFIER OR A KARAOKE UNIT INPUT TERMINAL

Better Music Builder  
recommend you to use  
the best connection for  
your system.

Optional: XLR balanced cable



Best Connection: Balanced 3-Pin XLR connection to  
prevent outside noise  
and upholds vocal clarity.